

# MOLDINGS AND ACCESSORIES

UP TO **30%** RECYCLED CONTENT  
armstrong.com/greengenie

**LEED®**

waste might  
recycled content  
local materials

\*LOCATION DEPENDENT

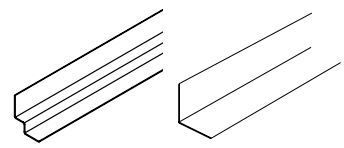
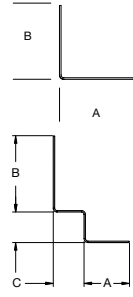
Angle molding, shadow molding, channel molding, and other wall moldings are an important detail in the design and installation of each ceiling system. Wall moldings offer a unique solution to each ceiling system by maintaining a consistent look and performance to each design.

**Flex molding:**  
Steel base with flexible vinyl facing, minimum bending radius 6"

Item #	Length	(A) Flange	(B) Height	(C) Reveal	Lin. Ft./ Ctn.
<b>7880</b> _*	96"	1"	1"	-	96
<b>7882</b> _*	96"	7/8"	15/16"	-	96
<b>7884</b> _*	96"	15/16"	15/16"	-	96
<b>7885</b> _*	96"	9/16"	1"	-	96
<b>7887</b>	96"	2"	1-1/2"	-	96

**Shadow**

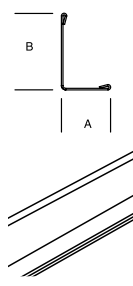
Item #	Length	(A) Flange	(B) Height	(C) Reveal	Lin. Ft./ Ctn.
<b>7890</b>	96"	3/4"	1-5/8"	3/4"	96
<b>7898</b>	96"	9/16"	1"	3/8"	96



\* Available in Black and White.

**Angle molding:**  
Hemmed with prefinished exposed flanges

Item #	Length	(A) Flange	(B) Height	Lin. Ft./ Ctn.
<b>7800</b> _*	144"	7/8"	7/8"	360
<b>7800HRC</b>	144"	7/8"	7/8"	360
<b>7802</b>	120"	7/8"	7/8"	300
<b>7803</b> _****	144"	7/8"	7/8"	360
<b>7804</b> **	144"	9/16"	7/8"	360
<b>7804HRC</b>	144"	9/16"	7/8"	360
<b>780410</b>	120"	9/16"	7/8"	300
<b>7805</b>	120"	1-1/2"	1-1/2"	300
<b>7807</b> _****	120"	2"	1"	100
<b>7808</b> _****	120"	2"	2"	100
<b>780812</b>	144"	2"	2"	120
<b>7809</b>	144"	15/16"	15/16"	360
<b>7813</b>	120"	3"	1"	200
<b>HD7801</b> _****	120"	7/8"	7/8"	300
<b>HD7801G90</b>	120"	7/8"	7/8"	300
<b>SS7801</b>	120"	7/8"	7/8"	300
<b>AL7801</b>	120"	7/8"	7/8"	300
<b>SWA9854HRC</b>	144"	1-1/4"	1-1/4"	144
<b>SWA9898HRC</b>	144"	7/8"	7/8"	144

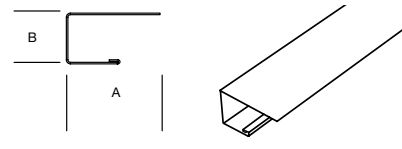


Compatible Corner Covers on next page

- \* Available in Adobe, Black, Brass, Cream, Haze, Mirror, Camel, White, Platinum, Oyster, Pewter, Bronze, Silver, Copper, Wolf, Vanilla, Slate, White Aluminum, and Natural Aluminum
- \*\* Available in Black, Cream, Haze, Platinum, White, Camel, Silver Grey, Silver Satin, and Gun Metal Grey
- \*\*\* Available in Silver Satin, Hot Dipped Clear Galvanized, Silver Grey, Gun Metal Grey, White Aluminum, Natural Aluminum, G90
- \*\*\*\* Prepunched
- \*\*\*\*\* Available in Black, White, Silver Grey, and Gun Metal Grey

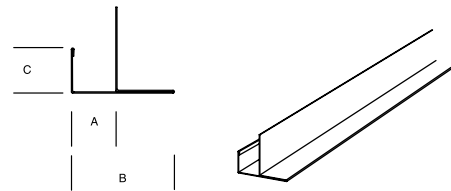
**Slip-on molding:**  
For glue-up tile

Item #	Length	(A) Flange	(B) Height	Lin. Ft./ Ctn.
<b>7841</b>	120"	1/2"	1/2"	400
<b>7842</b>	120"	1/2"	5/8"	400
<b>7843</b>	120"	1/2"	3/4"	400



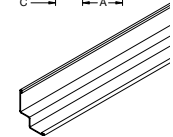
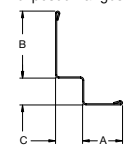
**"F" molding:**  
For 1/2" and 5/8" drywall

Item #	Length	(A) Width	(B) Face	(C) Flange	Lin. Ft./ Ctn.
<b>7852</b>	120"	1/2"	1-3/16"	7/8"	200
<b>7856</b>	120"	5/8"	1-3/4"	7/8"	200



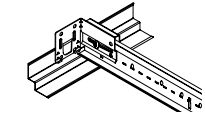
**Shadow molding:**  
Hemmed with prefinished exposed flanges

Item #	Length	(A) Flange	(B) Height	(C) Reveal	Lin. Ft./ Ctn.
<b>7823</b> *	120"	2"	1-1/4"	3/4"	100
<b>7871</b>	120"	3/4"	15/16"	3/4"	300
<b>7873</b>	120"	9/16"	15/16"	3/8"	300
<b>7874</b>	120"	9/16"	15/16"	1/4"	300
<b>7875</b>	120"	3/4"	15/16"	1/2"	300



**Shadow molding:**  
(Compatible with Seismic Rx® and BERCC 2)

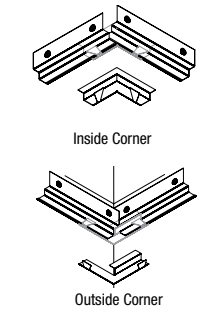
Item #	Length	(A) Flange	(B) Height	(C) Reveal	Lin. Ft./ Ctn.
<b>7877</b> *	120"	15/16"	15/16"	1/4"	300
<b>7878</b> *	120"	15/16"	15/16"	3/8"	300
<b>7897</b> *	120"	15/16"	15/16"	1/2"	300



\* Suitable for IBC Category D, E, F installations.  
Note: Shadow molding can be rotated to be used with either flange. For molding corner covers see page 272.

**Shadow molding:**  
Inside and outside corners

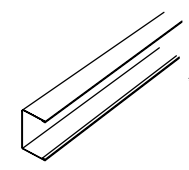
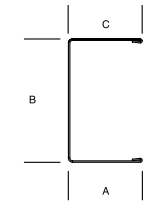
Item #	Description
<b>7874IC</b>	Inside Corner for 7874 Molding
<b>7874OC</b>	Outside Corner for 7874 Molding
<b>7861</b>	Inside Corner for 7873 Molding
<b>7862</b>	Outside Corner for 7873 Molding
<b>7877IC</b>	Inside Corner for 7877 Molding
<b>7877OC</b>	Outside Corner for 7877 Molding
<b>7878IC</b>	Inside Corner for 7878 Molding
<b>7878OC</b>	Outside Corner for 7878 Molding



Note: Shadow molding can be rotated to be used with either flange (Corners will not work with rotated moldings).

**Channel molding:**  
Hemmed with prefinished exposed flanges

Item #	Length	(A) Flange	(B) Height	(C) Reveal	Lin. Ft./ Ctn.
<b>7830</b>	120"	15/16"	1-15/16"	15/16"	160
<b>7831</b>	120"	15/16"	1-9/16"	15/16"	200
<b>7834</b>	120"	15/16"	1-1/4"	1/2"	240
<b>7835</b> _*	120"	7/8"	1-3/4"	9/16"	200
<b>7835SC</b> **	11"	7/8"	1-3/4"	9/16"	150
<b>HD7831WA</b> ***	120"	7/8"	1-3/4"	9/16"	200

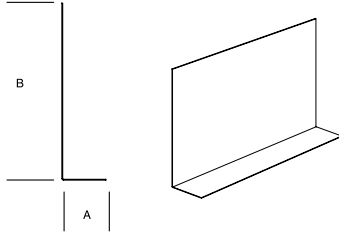


- \* Available in Gun Metal Grey and Silver Grey
- \*\* Unpainted spreader channel
- \*\*\* White aluminum

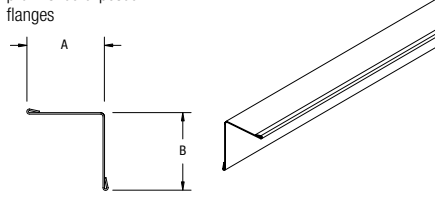


# MOLDINGS AND ACCESSORIES

Fascia molding: Prefinished exposed flanges	Item #	Length	(A) Flange	(B) Height	Lin. Ft./ Ctn.
	<b>7814</b>	120"	1"	4"	50
	<b>7816</b>	120"	1"	6"	50
	<b>7818</b>	120"	1"	8"	50

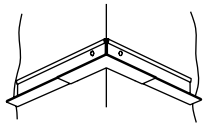


Reverse angle molding: Hemmed with prefinished exposed flanges	Item #	Length	(A) Flange	(B) Height	Lin. Ft./ Ctn.
	<b>7857</b>	144"	15/16"	15/16"	360
	<b>7858</b>	144"	1-9/16"	15/16"	240

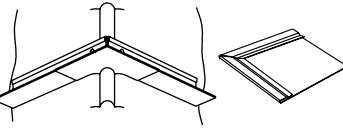
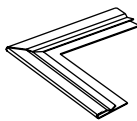


Locking Angle Molding System	Item #	(A) Flange	(B) Height	Pcs./ Ctn.
	<b>LWA</b>	7/8"	7/8"	26
	<b>LWAWT12</b>	Wall Track Mounting Rail		26
	<b>LWAGU12</b>	12" Locking Wall Gusset		78
	<b>LWAGU8</b>	8" Locking Wall Gusset		78

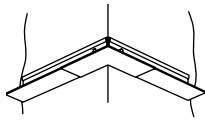
## Corner Covers:



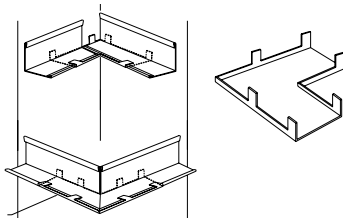
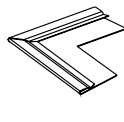
- 7865** (Outside Corner Cover)  
For nominal 9/16" angle molding; snap over molding to trim outside corners; 2" legs



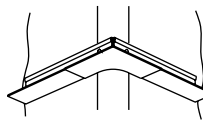
- 7867** (Field Cut Corner Cover)  
For nominal 15/16" molding; cut to fit irregular corner conditions; uncut size 2" x 2"



- 7863** (Outside Corner Cover)  
For nominal 7/8" angle molding; snap over molding to trim outside corners; 2" legs



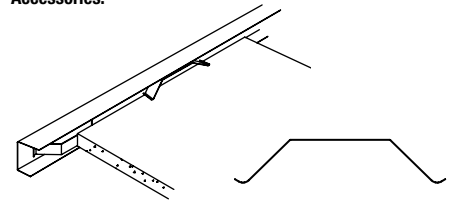
- 7869** (Inside/Outside Corner Cover)  
For nominal 7/8" angle molding; 1-3/4" legs



- 7864** (Bullnose Corner Cover)  
For nominal 7/8" angle molding; snap over molding to trim outside corners; fits 3/4" radius block; 2" legs

- 7866** (Bullnose Corner Cover)  
For nominal 7/8" molding; snap over molding to trim outside corners; fits 1" radius block; 2" legs

## Accessories:



- 7870** (Spring Clip)  
Border clips install between ceiling tiles and perimeter closures

## Touch-up Paint – Global White:

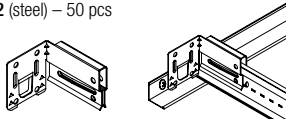
- 5761** (Ceiling Paint)  
32 oz. can Super-Coat™ ceiling panel touch-up paint
- 5760** (Ceiling Paint)  
8 oz. bottle Super-Coat™ ceiling panel touch-up paint
- 789512** (Suspension System Paint)  
6–12 oz. cans global white suspension system touch-up paint

# SUSPENSION SYSTEM ACCESSORIES

## PRODUCT DESCRIPTION

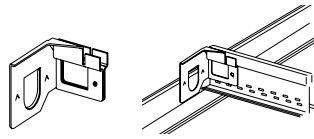
**2" Beam End Retaining Clip** – Joins main beam or cross tee to wall molding and web of suspension system with no visible pop rivets.

- ALBERC2** (aluminum) – 200 pcs
- FZALBERC2** (aluminum) – 50 pcs
- BERC2** (steel) – 200 pcs
- FZBERC2** (steel) – 50 pcs



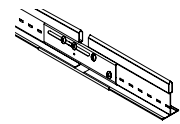
**BERC – Beam End Retaining Clip** – Joins web of main beam or cross tee to wall molding with no visible pop rivets.

- BERC** – 200 pcs
- FZBERC** – 50 pcs



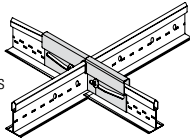
**Seismic Joint Clip – Main Beam** – Allows the ceiling to be divided at a splice on the main beam to accommodate the IBC mandate for ceiling areas greater than 2500 SF to have seismic separation joints. ES4 expansion sleeve is used to cover 3/4" gap.

- SJMR15** for 15/16" – 100 pcs
- FZSJMR15** for 15/16" – 50 pcs
- SJMR09** for 9/16" – 100 pcs
- FZSJMR09** for 9/16" – 50 pcs



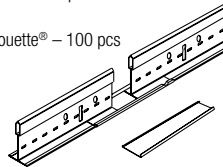
**Seismic Joint Clip Cross Tee** – Offers a tested seismic solution for separation joints in Seismic Category D, E, and F installations.

- SJCG** (PeakForm) – 200 pcs
- FZSJCG** (PeakForm) – 50 pcs
- SJCSI** (square bulbs) – 200 pcs
- FZSJCSI** (square bulbs) – 50 pcs



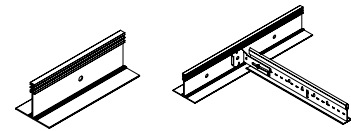
**Expansion Sleeves**

- ES4** – for 15/16" Prelude® – 100 pcs
- FZES4** – 50 pcs
- ES4** – for 9/16" Suprafine® – 100 pcs
- FZES4** – 50 pcs
- ES76004** – for 1/4" Silhouette® – 100 pcs
- FZES76004** – 50 pcs
- ES76008** – for 1/8" Silhouette – 100 pcs
- FZES76008** – 50 pcs



**AXSJ-Axiom Slip Joint** – Used to join two acoustical ceiling systems on seismic D, E, F installations. Can also be used to join two different ceiling systems. Hanger wire holes every 6", beginning 3" from each end.

**AXSJ** – 120" LF/each



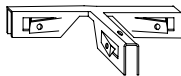
**STAC – Single Tee Adapter Clip** – Used to create code compliant non-seismic and seismic C and D, E, F off-module main beam to cross tee connections.

- STAC** – 120 pcs
- FZSTAC** – 50 pcs



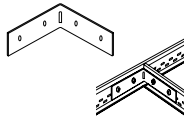
**GC3W – Grip Clip 3-Way** – Joins main beams to cross tee via locking barbs without pop rivets or screws.

- GC3W** – 250 pcs
- FZGC3W** – 50 pcs



**XTAC – Cross Tee Adapter Clip** – Used to attach field-cut cross tees to main beams

- XTAC** – 100 pcs
- FZXTAC** – 50 pcs



**GCWA – Grip Clip Wall Attachment** – Joins main beam or cross tee to wall molding via locking barbs without pop rivets or screws.


- GCWA** – 250 pcs
- FZGCWA** – 50 pcs



**Closure Clips**  
**MCC4** for Silhouette® 1/4" reveal – 200 pcs

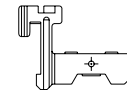
- FZMCC4** – 50 pcs
- MCC8** for Silhouette 1/8" reveal – 200 pcs
- FZMCC8** – 50 pcs

- IES3** for Interlude® – 200 pcs
- FZIES3** – 50 pcs



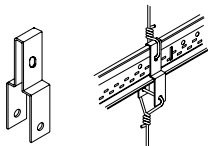
**C1430 – Variable Placement Hook Clip** – Attach to T-Bar to create special length tees and position anywhere along the main beams.

- C1430** – 200 pcs
- FZC1430** – 50 pcs



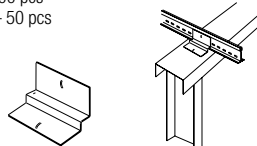
**DLCC – Direct Load Ceiling Clip** – To hang suspension system below existing 15/16" grid face, transferring weight directly to hanger wire; may be used to preserve the fire rating of an existing ceiling and to support heavy accessories.

- DLCC** – 250 pcs
- FZDLCC** – 50 pcs



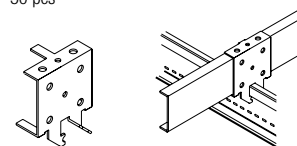
**UPC – Partition Clip** – Fastens partition track section to suspension system for secure attachment; flip for 9/16" or 15/16" suspension system.

- UPC** – 200 pcs
- FZUPC** – 50 pcs



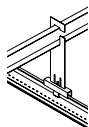
**UTC – Uptight Clip** – For tight suspension system attachment to 1-1/2" channel; bridging under HVAC ducts; can be used to install the suspension system tight to wood joists.

- UTC** – 250 pcs
- FZUTC** – 50 pcs



**Channel Beam Splice** – Used to suspend main beams to 1-1/2" black iron carrying channels.

- CBS4** (4") – 100pcs; **FZCBS4** – 50 pcs
- CBS6** (6") – 100pcs; **FZCBS6** – 50 pcs
- CBS8** (8") – 100pcs; **FZCBS8** – 50 pcs
- CBS10** (10") – 100pcs; **FZCBS10** – 50 pcs
- CBS12** (12") – 75pcs; **FZCBS12** – 50 pcs



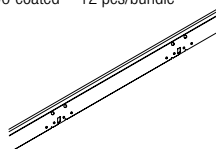
For 2" Black Iron

- CBS2004A** (4") – 75pcs; **FZCBS2004A** – 50 pcs
- CBS2006A** (6") – 75pcs; **FZCBS2006A** – 50 pcs
- CBS2008A** (8") – 75pcs; **FZCBS2008A** – 50 pcs



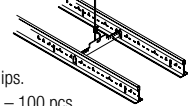
**SH12 – Peak Form Support Hanger** – For suspension systems 12" knock out at 12" on-center.

- SB12** Square Bulb Support Hanger – 12 pcs/bundle
- SB12G90** Square Bulb Support – 12 pcs/bundle
- Hanger G90 coated – 12 pcs/bundle



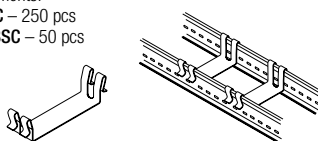
**Adjustable Grid Spacer Clip** – Used to space two parallel main beams for light fixtures, air diffusers, etc.; allows for 1/4" adjustments with three different clips.

- GSC9** 1-4" Main Beam Spacing – 100 pcs
- FZGSC9** – 50 pcs
- GSC12** 4-8" Main Beam Spacing – 100 pcs
- FZGSC12** – 50 pcs
- GSC16** 8-16" Main Beam Spacing – 100 pcs
- FZGSC16** – 50 pcs



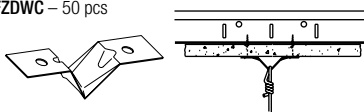
**ABSC – Air Bar Spacer Clip** – Parallel attachment of main beams; evenly spaces suspension system members for air diffuser; available in sizes from 1-7/8" to 6" in 1/8" increments.

- ABSC** – 250 pcs
- FZABSC** – 50 pcs



**DWC – Drywall Clip** – Allows for a "second" ceiling to be installed below a drywall ceiling; attach through installed drywall to supporting structure; DWC approved for use in UL Designs P237, P239, P240, and P241.

- DWC** – 250 pcs
- FZDWC** – 50 pcs



**7872 – 12" Stiffening Brace**  
20 pcs

**7866 – Field Route Tool**  
1 pcs

**ARPLUG – Cross Tee Plug Clip**  
80 pcs

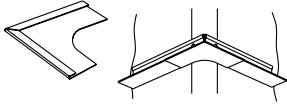
# SUSPENSION SYSTEM ACCESSORIES

## PRODUCT DESCRIPTION

**7866 – Bullnose Corner Cover** – For nominal 7/8" molding; snap over molding to trim outside corners; fits 1" radius block; 2" legs.

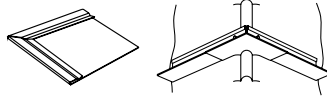
**7864 – Bullnose Corner Cover** – For nominal 7/8" molding; fits 3/4" radius block; 2" legs.

**7866** – 100 pcs  
**FZ7866** – 50 pcs  
**7864** – 100 pcs  
**FZ7864** – 50 pcs



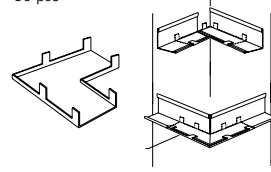
**7867 – Field-Cut Corner Cover** – For nominal 15/16" molding; cut to fit irregular corner conditions; 2" legs.

**7867** – 100 pcs  
**FZ7867** – 50 pcs



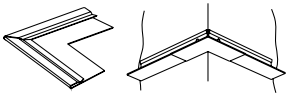
**7869 – Inside/Outside Corner Cover** – For nominal 7/8" angle molding; 1-3/4" legs.

**7869** – 50 pcs



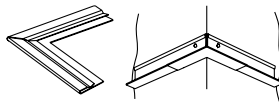
**7863 – Outside Corner Cover** – For nominal 7/8" angle molding; snap over molding to trim outside corners; 2" legs.

**7863** – 100 pcs  
**FZ7863** – 50 pcs



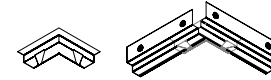
**7865 – Outside Corner Cover** – For nominal 9/16" angle molding; snap over molding to trim outside corners; 2" legs.

**7865** – 100 pcs  
**FZ7865** – 50 pcs



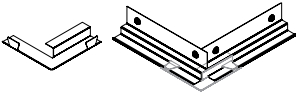
**Shadow Mold – Inside Corner** – Snaps over mold to easily trim inside corner:

**7874IC** use with 7874 – 100 pcs; **FZ7874IC** – 50 pcs  
**7861** use with 7873 – 100 pcs; **FZ7861** – 50 pcs  
**8771C** use with 7877 – 100 pcs; **FZ8771C** – 50 pcs  
**7878IC** use with 7878 – 100 pcs; **FZ7878IC** – 50 pcs



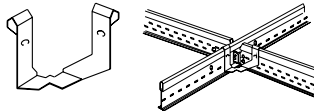
**Shadow Mold – Outside Corner** – snaps over mold to easily trim outside corner:

**78740C** use with 7874 – 100 pcs; **FZ78740C** – 50 pcs  
**7862** use with 7873 – 100 pcs; **FZ7862** – 50 pcs  
**78770C** use with 7877 – 100 pcs; **FZ78770C** – 50 pcs  
**78780C** use with 7878 – 100 pcs; **FZ78780C** – 50 pcs



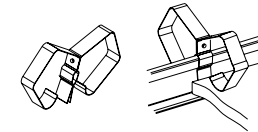
**LFC – Fixture Clip** – Prefinished White for use at corners of light fixture modules on 9/16" exposed tee suspension systems (Suprafine®, Interlude®, Silhouette®); increases corner size to 15/16" which adapts light fixtures designed for 15/16" the suspension system; used when fixtures are not positively attached to the suspension system.

**LFC** – 80 pcs; **FZLFC** – 50 pcs



**414 – Retention Clip** – Attaches to main beams and cross tees behind lay-in ceiling; helps prevent accidental panel displacement by basketballs and other forces from below the ceiling.

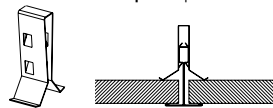
**414** – 100 pcs  
**FZ414** – 50 pcs



**UHDC – Universal Hold Down Clip** – Attaches to top bulb of the suspension system to hold 1/16" to 5/8" lay-in panel in place; helps to prevent ceiling panel fluttering at entryways.

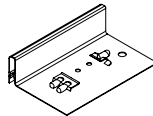
**UHDC** – 1,000 pcs  
**FZUHDC** – 50 pcs

**CHDC – Clear Hold Down Clip** – 50 pcs



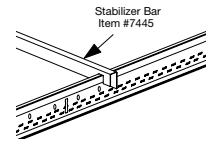
**DW58LT – Transition Clip for 5/8" Drywall** – Facilitates transition from drywall to acoustical ceiling; one-sided hold down clip; eliminates need for drywall bead. Locking tabs provide secure location for DGS tees.

**DW50LT – Transition Clip for 1/2" Drywall** – 125 pcs  
**FZDW50LT** – 50 pcs



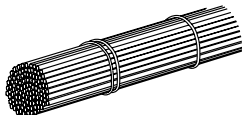
**7445 – 48" Stabilizer Bar** – 100 pcs; **7445** – 50 pcs  
**7425 – 24" Stabilizer Bar** – 100 pcs; **7425** – 50 pcs

Used to maintain uniform spacing of suspension system components (main beams and cross tees).



**7891 – 12 Gauge Soft Hanger Wire** (12' length) – Used to hang suspended ceilings from structural deck.

**7891** – 140 pcs  
**FZ7891** – 50 pcs



**EHDC50 – Exterior Hold Down Clip** for 1/2" lay-in ceiling panels and drywall;

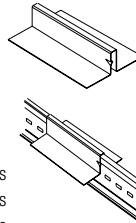
**EHDC58 – Exterior Hold Down Clip** for 5/8" lay-in ceiling panels and drywall;

**EHDC75 – Exterior Hold Down Clip** for 3/4" lay-in ceiling panels and drywall; locks under bulb of suspension system member to prevent upward movement.

**EHDC50** – 125 pcs; **FZEHDC50** – 50 pcs

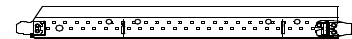
**EHDC58** – 125 pcs; **FZEHDC58** – 50 pcs

**EHDC75** – 125 pcs; **FZEHDC75** – 50 pcs



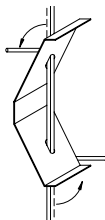
**GA7327 – Grid Adapter** – Allows for easy directional changes of Prelude Main® beams; 27" long component has two different end details. One end has a SuperLock™ clip with a route 3" from the end, opposite end has an XL2 clip with override end detail. This enables the adapter to be connected to either end of a Prelude main beam or plugged into a route location on a main beam or cross tee.

**GA7327** – 60 pcs

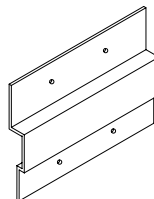


**WS12 – Hanger Wire Splice** – Splices #12 gauge hanger wire; recommended for renovation applications; provides easy adjustment of ceiling height.

**WS12** – 1,000 pcs  
**FZWS12** – 50 pcs



**BAGG90A – Wind Uplift Clip** – 250 pcs  
**FZBAGG90A** – 50 pcs



**12 lb. Aircraft Cable and Connectors**

**AC1210** – 10' length

**AC1215** – 15' length

**AC1220** – 20' length

**ACHC** – Cable Quick Loop Connector

1 pc each

TechLine<sup>SM</sup> / 1 877 ARMSTRONG  
1 877 276 7876



armstrong.com/suspensionsystems  
BPCS-4759-1014

All trademarks used herein are the property of AWI Licensing Company and/or its affiliates  
© 2014 AWI Licensing Company • Printed in the United States of America